

Débutant 1 - Monday 24th November 2014 - Week 9

1

1. We corrected week 8's homework.
2. We sang 'Rainbow' They know it REALLY well. It was great fun!
3. We played "SIMON SAYS" (Jacadi a dit) with our verbs: can, clap, jump, sing, march, dance, colour, sit down, stand up & see. They were very good & they know their verbs :)
4. We learnt Can you see teddy? Yes, I can - No, I can't.
5. We didn't read Tom & Kate.

Homework:

Do the activities in this sheet.

Learn the new vocabulary.

Practise counting to 10.

Practise No, I can't.

Continue using the verbs.


Watch the rainbow song movie. (Sent seperately).

Have fun in English!



Can you see Teddy?


No, I can't.





Can you see Minnie?

No, I can't.



What are they saying?

4



Teddy says...



Monkey says...



Froggy says...



Mousy says...

What can you see?

Please make sure they say the plural 's'.

5

How many? What colour?



I can see six red pizzas.

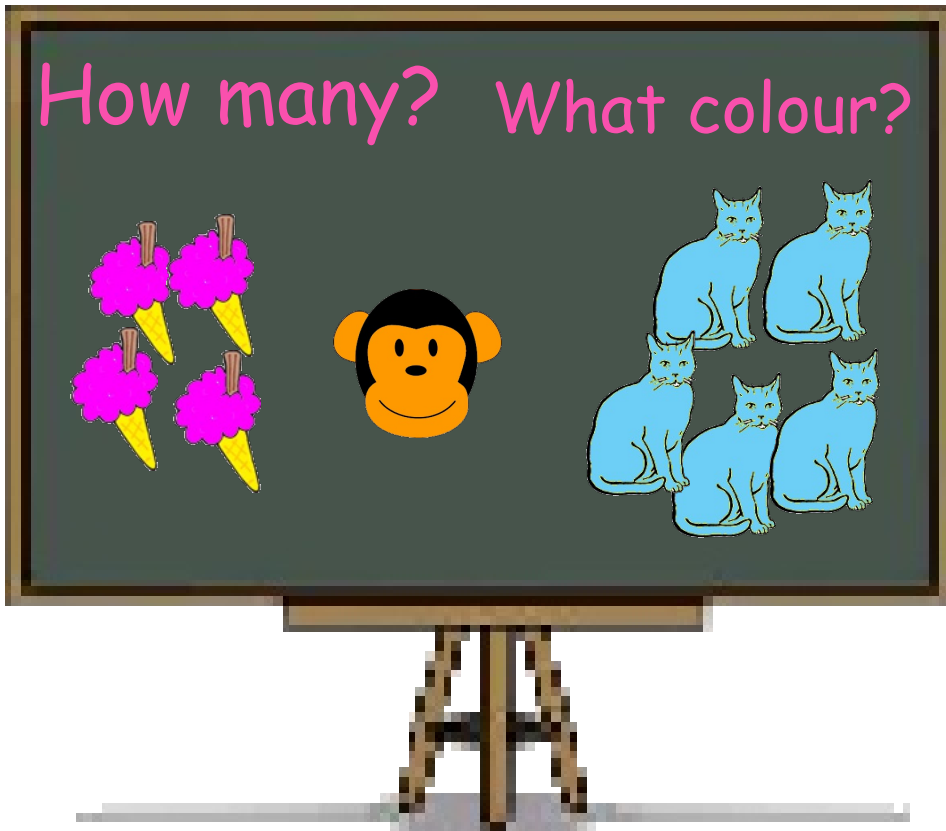
I can see three yellow bananas.

I can see two brown teddies.

What can you see?

Please make sure they say the plural 's'.

6



I can see four pink ice creams.

I can see one orange and black monkey.

I can see five blue cats.

What can you see?

Children should answer with number and colour(s)
They should ALWAYS say, 'I can see ...'


cat



frog



fish








dog



sun



banana



1. We corrected week 9's homework.
2. We continued using: "Can you see ...?"
And answering: "Yes, I can.", "No, I can't."
3. We learnt to talk about what we can see and continued to practise asking questions: "I can SEE ...", "What can you SEE?"
4. We watched a counting song movie and practised counting.
5. We learnt to ask "How many ...?"
6. We played an online counting game.

Please continue doing the work with the children. Keep it fun.

Homework:

Practise asking questions and answering (can / can't).

Practise saying what you can see. (IMPT. note 'S' in plural at end of words)

Try to learn the new words. Not important to know all the words. We will work on them next week.

Do the activities in this worksheet.

Have fun in English!

What's this? Read and draw lines.
Touch the words as you say them.



a red car




a blue bowl



a brown teddy

a green chair



a red, green, blue and yellow ball



a red bed



Children should touch the pictures and 'read'. Make sure they notice the full stop and the question mark. Their voice should go **down** at the end of a statement and **up** at the end of a question.

1. I can jump.
2. Can you jump?
3. Yes, I can.
4. No, I can't

3





run



dance



dance



wave



march




sing



sit

3



Cut out the action pictures in the big blue square. Place them in the small blue squares and 'read'.